

# *symphonycollection*

*doors that turn heads.....*





## *symphony*collection

*The Symphony Collection of door*

*and conservatory panels combine*

*outstanding performance with*

*stunning beauty to provide you with*

*a truly grand entrance to your home.*

*From traditional favourites to modern*

*styles, this brochure offers alternatives*

*to suit every taste. And by choosing a*

*Symphony panel, you can be assured*

*that your door will continue to look*

*good for years to come.*

# symphonycontents



## symphony solids

*a combination of elegance and security*

page 2-3



## symphony favourites

*a selection of popular and affordable styles*

page 4-7



## symphony classics

*timeless styles that combine tradition and trend*

page 8-11



## symphony fantasia

*the ever popular fantasia suite*

page 12-13



## symphony forte

*the ultimate choice*

page 14-17



## symphony continentals

*contemporary choices for modern tastes*

page 18-19



## symphony conservatory

*brighten your conservatory with a symphony panel*

page 20



## symphony accessories

*complement your door with our range of accessories*

page 21



SYMPHONY  
***solids***



Brahms & Brahms SP



Chopin



Wagner



Purcell



Verdi & Verdi SP



Lasso



SYMPHONY

*favourites*



Bach Clear/Obscure 3B




Debussy Etched Reeds 2B



Debussy Etched Reeds Glass



Haydn Red Diamonds 2B



Debussy Classic 2B




Mozart Falling Leaves 1B



Cottage Clear/Obscure 1A




Elgar Georgian Bar 1A




Novello Classic 2B




Beethoven Diamond Lead 1B



Beethoven Falling Leaves 1B



Beethoven Falling Leaves Glass



Mozart Deco 1B



Vivaldi Classical Georgian Bar 3C



Bizet Red Diamonds 2B



Puccini Blue Diamonds 3B & Puccini Blue Diamonds SP 5B



Novello Etched Reads 2B




Mozart Georgian Bar 1B




Liszt Clear/Obscure 1A



Novello Brass Georgian Bar 2B



Beethoven Deco 1B



Beethoven Deco Glass



SYMPHONY  
*classics*



Massenet Bevelled Allegro 2E



Novello Bevelled Diva 2E



Massenet Kingfisher 2C



Vivaldi Bevelled Rose 3E



Mozart Climbing Rose 1C & Mozart Climbing Rose SP 4C




Vivaldi Bevelled Crescendo 3E & Vivaldi Bevelled Crescendo SP 4C



Debussy Spring Flowers 2C



Bizet Mackintosh Rose 2C




Beethoven Iris 1C



Bizet Climbing Rose 2C



Debussy Cobalt 2C



Beethoven Climbing Rose 1C



Elgar Bevelled Tristar 1C



Bizet Bevelled Tristar 2C



Debussy Mackintosh Rose 2C



Strauss Climbing Rose 3C & Strauss Climbing Rose SP 4C



Britten Bevelled Tristar 3E



Debussy Bevelled Sonata 2E



Haydn Climbing Rose 2C



Strauss Bevelled Libretto 3E & Strauss Bevelled Libretto SP 4D



Debussy Bevelled Fleur de Lys 2C



SYMPHONY

*fantasia*



Strauss Fantasia Serenade 3C & Strauss Fantasia Serenade SP 4C



Novello Fantasia Consort 2C



Berlitz Fantasia Dolce 2C



Massenet Fantasia Maxima 2C



Debussy Fantasia Elegance 2C



Vivaldi Fantasia Virtuoso - Limited Edition 3D



Vivaldi Fantasia Floral - Limited Edition 3D



SYMPHONY  
*forte*



Tchaikovsky Panache 2F




Tchaikovsky Panache Glass

*Forte - the ultimate choice. Traditional bevels*

*and individual sections of obscure glass are encapsulated in a triple glass unit.*

*Elegance, improved insulation, practicality*

*- Forte has it all. **Nothing else comes close.***



Massenet Supreme 2F



Debussy Excel 2F



Strauss Flair 3F & Strauss Flair SP 4F



Strauss Finesse 3F & Strauss Finesse SP 4F



Vivaldi Ultima - Limited Edition 3F



Debussy Panache 2F



Vivaldi Flair 3F & Vivaldi Flair SP 4F



Vivaldi Ultima Glass



Tchaikovsky Excel 2F



Massenet Elite 2F



Massenet Elite Glass



Tchaikovsky Excel Glass



Vivaldi Finesse 3F & Vivaldi Finesse SP 4F



SYMPHONY

*continentals*



Prokofiev Clear/Obscure 3A



Rossini Clear/Obscure 1A



Tchaikovsky Clear/Obscure 2A



Stravinsky Clear/Obscure 1A



Gluck Clear/Obscure 3A



Bellini Clear/Obscure 3A



Weber Clear/Obscure 2A

# SYMPHONY *conservatory*



Brahms Conservatory Panel




Verdi Conservatory Panel




Mendelssohn Conservatory Panel




Rimsky Conservatory Panel



Gerschwint Conservatory Panel




Schubert Conservatory Panel



Halle Conservatory Panel

# SYMPHONY *accessories*




Lionshead

## Door Knockers


The door panels accessories of knockers and letter plates featured in this brochure are available in white, black, chrome and brass finishes except for the lionshead knocker which is only available in brass all knockers except for lionshead are also available with a central spyhole.




Brass urn



Brass urn & Spyhole




Chrome urn




Chrome urn & Spyhole




White urn



White urn & Spyhole



Black urn



Black urn & Spyhole

## Letterboxes



Brass (Std)



Brass (250mm)



White (Std)




White (250mm)




Chrome (Std)



Chrome (250mm)



Black (Std)



Black (250mm)

## Finish Options



Available in White, Light Oak, Rosewood & Mahogany

## Half Panels



Half Brahms




Half Verdi


## Glazing Options



Standard Georgian Bar



Diamond Lead



Brass Georgian Bar

The glazed door panels featured in this brochure are available with the standard range of clear or obscure glass with optional leadwork or georgian bars as featured.



*The Gallery Collection of inverted door panels - the alternative upvc door panel.*



Due to our policy of continuous development, we reserve the right to alter specifications without prior notice.

All glass units are manufactured in accordance with EN1279. However only units manufactured by Door Panels PLC are covered by the Kitemark scheme.

Coloured and etched designs shown are screen printed and incorporate a textured decorative glass, backed by clear glass only.

The Fantasia designs shown in this brochure are manufactured under tightly controlled conditions. However, due to limitations of the process beyond our control, these designs will occasionally produce minor imperfections. These are regarded as acceptable. The Fantasia designs are manufactured from a resin and should not be interpreted as a traditional bevel. All Fantasia designs are available with a clear backing glass only.

The Forte range of door panels are built as triple glass units with obscure glass in the centre pane and backed on clear glass as standard only.